

GTI GLE-M

COLOR MATCHING LUMINAIRE SERIES



GLE-M4/32...Four Light Sources
 or GLE-M5/32...Five Light Sources (ASTM D1729* compliant)

For color matching and detecting metamerism & fluorescence. Light sources include:

1. Daylight (D50, D65, or D75)
2. Cool White Fluorescent or TL-84
3. Incandescent
4. Optional Source on GLE-M5/32 (TL83 3000K standard)
5. Ultraviolet (BLB)

Ideal for:

Printing & Packaging
 Inks
 Plastics
 Automotive
 Appliances

Paints
 Textiles
 Paper
 Furniture

Precise light source control...



Push button control panel provides "instant on" light source selection plus easy to use Automatic Light Source Sequencing. Buttons illuminate to indicate light source in use.



GTI ColorGuard II® indicates hours used and hours until relamp for all sources.

Ideal for any sample size...

With the unique design of the GLE-M series, you can operate up to 8 overhead luminaires with a single remote control. The GLE-M4/32 (or GLE-M5/32) is used for single luminaire installation and comes with the advanced "soft-touch" digital lamp control and the GTI ColorGuard II lamp timing center. Remote control and multiple unit installations are easily accommodated. (Note: Remote control and multiple unit applications require special models. See reverse side for details.)

Standard viewing conditions where you need them...

The GLE-M4 is the key component of a large area standard* color inspection facility. For tight conformance to the standard, the unit should be installed 36" above viewing surface, with surround walls painted a neutral gray equivalent to Munsell N7/.

*ASTM D1729-96: "Standard Practice for Visual Evaluation of Color Differences of Opaque Materials"

Model	Description	Dimensions (H x W x D)	Electrical*	Shipping Weight
Single Luminaire Installation				
GLE-M4/32	4 source Luminaire w/GTI ColorGuard II	3.5" x 52" x 30" (9 cm x 132 cm x 76 cm)	420 watts	55 lbs (25 kgs)
GLE-M5/32	5 source Luminaire w/GTI ColorGuard II	3.5" x 52" x 30" (9 cm x 132 cm x 76 cm)	420 watts	60 lbs (27 kgs)
Multiple Luminaire and Remote Control Installation See Installation / Ordering Guide (reverse side)				

*All units shipped for operation on 120V 60Hz unless 230V 50Hz or other is requested.

GLE-M Series Luminaire - Installation / Ordering Guide



Single Unit Applications

The GLE-M series is available with either 3 light sources plus UV (Model GLE-M4/32) or 4 sources plus UV (Model GLE-M5/32). The standard unit comes complete with "soft touch" digital lamp control and GTI ControlGuard II lamp timing center. In order to operate any GLE-M with a remote control or in a multiple unit installation, see Remote Control & Multiple Unit Applications below. This guide is designed to help clarify the ordering process.

Standard Models (complete with 10' power cord)

GLE-M4/32	Color Matching Luminaire with 3 light sources (D65, CWF, Incandescent) plus UV
GLE-M5/32	Color Matching Luminaire with 4 light sources (D65, CWF, Incandescent, Optional*) plus UV

*Optional source can be specified, however, unless otherwise requested it is TL83 3000K.


Remote Control Application

Remote control installations require a luminaire with remote control. The luminaire is equipped with a connector to accept the remote control cable plus two output connectors which can be used to control additional luminaires. It also includes the GTI ColorGuard II lamp Timing Monitor and digital light source control. Model Choices are:

Remote Control Models

GLE-M4/32RC	GLE-M4/32 complete with remote control (RC-M4)
GLE-M5/32RC	GLE-M5/32 complete with remote control (RC-M5)

*Optional source can be specified, however, unless otherwise requested it is TL83 3000K.



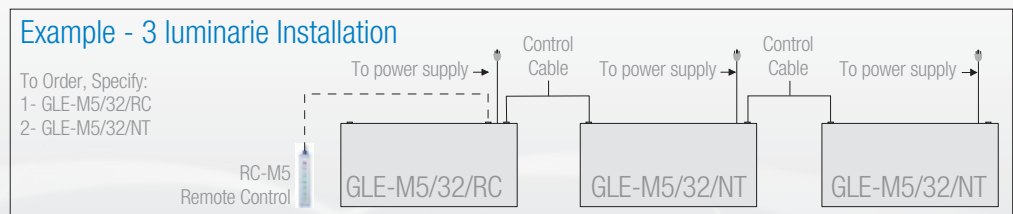

Multiple Unit Applications (Up to 8 total)



Multiple luminaire installations, for large area or color matching rooms, can be operated using the remote control or any of the luminaire mounted digital light source controls. Each multiple fixture installation requires one remote control luminaire (GLE-M4/32RC or GLE-M5/32RC), plus up to 7 secondary luminaires (GLE-M4/32RC or GLE-M5/32RC). The secondary luminaires do not include the GTI Color Guard II timing center and cannot be operated with a remote control.

Multiple Unit Models (For adding to remote control)

Model	Description
GLE-M4/32/NT	GLE-M4/32 with no GTI ColorGuard II. Includes Control Cable and remote inputs.
GLE-M5/32/NT	GLE-M5/32 with no GTI ColorGuard II. Includes Control Cable and remote inputs.



Installation Suggestions:

- A GLE-M series luminaire will provide even illumination of approximately its own area (50" x 30")
- With Multiple unit installation, a unit spacing of 10" - 12" will provide sufficient coverage
- Paint Surround walls Munsell N7/neutral gray
- Remote Control luminaire can be installed anywhere within a multiple unit installation (does not have to be at the end of a run).